

ROKAE



Better Life with Robots



New-Generation
Flexible Collaborative Robot

A Partner You can Rely on in Production



ROKAE Robotics

CHINA
MOB: +86 13222007222
EMAIL: 32291412@QQ.COM

THAILAND
MOB: +66 90-9944534
EMAIL: ITTIWAT.J@CRM-SUPPLY.COM

Product Vision

New-Generation Flexible Collaborative Robot

The global labor shortage has created increasing demands for robots in industrial production. As robots are adopted in more and more applications, they are required to be safer, more flexible, and easier to use. The introduction of collaborative robots paves the way for human-robot collaboration, but their application faces huge challenges in many scenarios, such as high-precision assembly in industrial production, compliant human-robot interaction in wellness physiotherapy, and high-precision operations in medical surgery, to name just a few. To satisfy these new scenarios, new robot technologies are needed.

ROKAE's new-generation flexible collaborative robots come with intelligent force sensing and vision. This allows the original open-loop teaching-execution process to be replaced with an intelligent closed-loop process that features dynamic interaction with the environment, making possible safe and accurate interaction between the environment and people. The disruptive innovation enables the robots to unlock more scenarios and become a partner you can rely on in production.



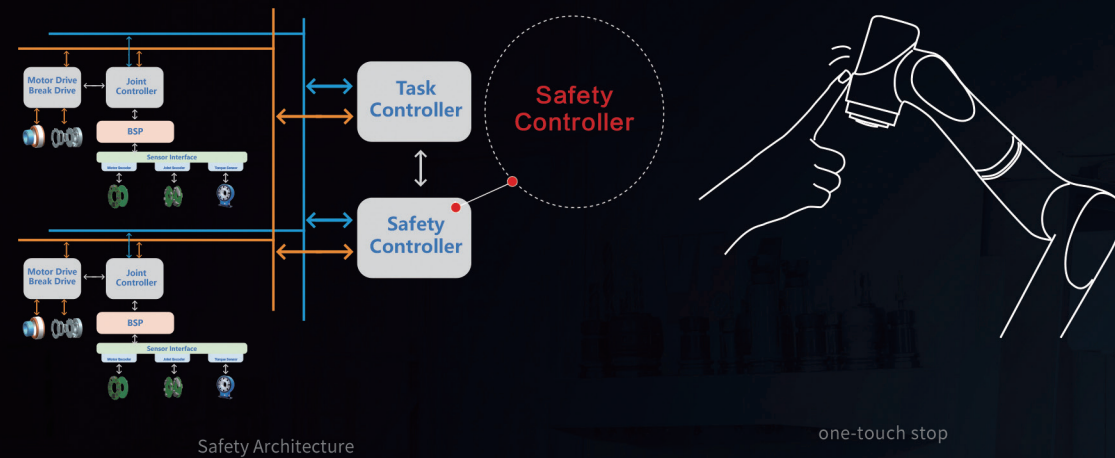
A Powerful Yet Flexible All-Rounder

PRODUCT CHARACTERISTICS



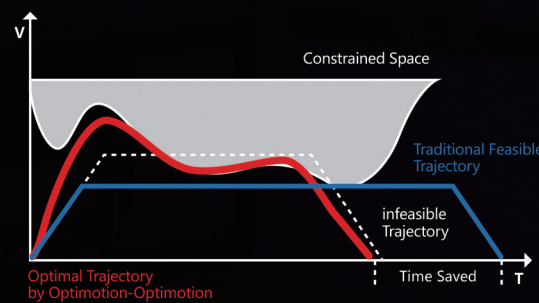
Extreme Safety

- Sensitivity improved by 10 times thanks to the collision detection by torque sensors
- More than 21 TÜV functional safety features, meets functional safety standards: ISO 13849-1, ISO 10218-1/PL d, Cat. 3; ISO 15066
- Dual-channel redundant monitoring of sensor information and an independently certified safety controller
- The position holding accuracy is better than $\pm 0.1\text{mm}$ when power on and off, powered by suction contracting brake and dynamic feed-forward compensation

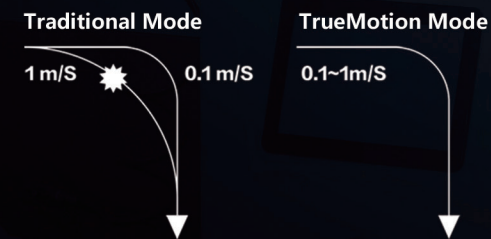


Superior Performance

- Cutting-edge motion control technologies for industrial robots: OptiMotion, TrueMotion, and SyncMotion
- First-class robot path accuracy supported by dynamic feedforward compensation and dynamic modeling based on over 2000 parameters
- Payload capacity increased by 20% thanks to the customized motor drive control system



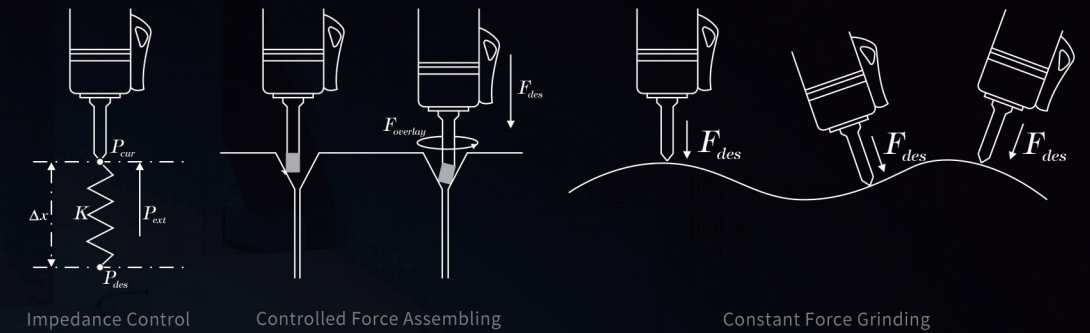
Optimal Takt Time



Accurate Trajectory

Compliant Flexibility

- Powerful yet flexible robot control based on patented unified force-position hybrid control framework
- Force control task efficiency improved by over 3 times through highly dynamic force control
- Fine grinding and precision assembly with no extension required thanks to built-in joint sensors and complete force control process kit



Ease of Use

- Direct teaching control with 1N based on point position and continuous trajectory
- Graphical programming interface with flowcharts enables users to get started within 1 hour
- Friendly development and open ecosystem support 100+ ecosystem extension tools of 5 categories



Excellent Reliability

- Motion planning based on dynamics constraints delivers high performance, overload protection, and an extended service life
- 100+ design verification experiments, 20+ factory tests, and MTBF > 80,000 h
- IP67 protection level satisfies the demands of harsh industrial applications



Better Protection

PRODUCT SERIES

 CR Series |  SR Series

Payload
3kg - 45kg

Reach
705mm - 2246mm



CR Flexible Collaborative Robots

xMate CR series flexible collaborative robots are built on the force-position hybrid control framework and xCore, a new self-developed high-performance control system for industrial robots. Designed for industrial applications, the robots deliver improved motion performance, force control, safety, ease of use, and reliability.

Robot body with IP67 protection rating can adapt to more stringent application scenarios. The independent control cabinet provides richer IO resources and more flexible extensibility. Its built-in independent safety controller, TÜV certified, functional safety meets ISO 13849-1:2015 standard, up to PL d/Cat. 3 level.

The newly upgraded xMate CR series of flexible cobots further broadens the application scenarios with the characteristics of safer, more flexible and easier to use. The payload capacity has increased to 45kg, with an operating range of up to 2246mm. This significantly expands the application scenarios for collaborative robots, allowing them to cover a wide range of industry-specific applications. It comprehensively assists enterprises in enhancing production efficiency and rapidly achieving flexible manufacturing.



Model CR20-17/2.0C-5	Model CR20-25/1.8C-5	Model CR20-20/1.8C	Model CR18-18/1.0C	Model CR7-7/0.98C	Model CR12-12/1.4C	Model CR35-45/1.9C	Model CR35-35/2.2C
Payload 17kg	Payload 25kg	Payload 20kg	Payload 18kg	Payload 7kg	Payload 12kg	Payload 45kg	Payload 35kg
Reach 2047mm	Reach 1798mm	Reach 1798mm	Reach 1062mm	Reach 988mm	Reach 1434mm	Reach 1947mm	Reach 2246mm

SR

Flexible Collaborative Robots

xMate SR, ROKAE's next-generation flexible cobot series that is lightweight, flexible, and great in cost performance, is a good helper for people's work and life. Independent controller cabinet caters to more confined base installation environments.

- The cobot features industrial-grade high-performance core components that ensure stable and reliable around-the-clock operations.
- Each joint is equipped with a torque sensor that enables high-precision one-touch stop collision detection. Together with multiple protections such as independent safety control and more than 21 TÜV functional safety features, human-machine safety collaboration is brought into full play.
- Only 1N for dragging and direct teaching programming enables easy adjustment of point positions with one hand. With graphical programming, extensive secondary development interfaces, robot operations are much easier for all users.

Model **SR5-5/0.9C**
Payload **5kg**
Reach **919mm**



Model **SR3-3/0.7C**
Payload **3kg**
Reach **705mm**



Specifications	CR7-7/0.98C	CR12-12/1.4C	CR18-18/1.0C	CR20-20/1.8C	CR20-25/1.8C-5	CR20-17/2.0C-5	CR35-35/2.2C	CR35-45/1.9C
Payload	7 kg	12 kg	18 kg	20 kg	25 kg	17 kg	35 kg	45 kg
Reach	988 mm	1,434 mm	1062 mm	1,798 mm	1,798 mm	2,047 mm	2,246 mm	1,947 mm
Weight	About 25 kg	About 41 kg	About 38 kg	About 71 kg	About 69 kg	About 71 kg	About 165 kg	About 161 kg
Degrees of freedom	6	6	6	6	5	5	6	6
MTBF	> 80,000 h	> 80,000 h	> 80,000 h	> 80,000 h	> 80,000 h	> 80,000 h	— —	— —
Power supply	48VDC	48VDC	48VDC	48VDC	48VDC	48VDC	— —	— —
Programming	Direct teaching control and graphical interface	Direct teaching control and graphical interface	Direct teaching control and graphical interface	Direct teaching control and graphical interface	Direct teaching control and graphical interface	Direct teaching control and graphical interface	Graphical interface	Graphical interface

Performance

Typical Power	300 w		500 w		600 w		1,000 w		900 w		600 w		--	--
Safety	Over 21 adjustable safety features including collision detection, virtual walls, and collaboration mode(Optional for models 35kg and above)													
Certification*	EN ISO 13849-1, EN ISO 10218-1/ PL d, Cat. 3; ISO 15066, and EU CE marking requirements,KCs marking requirements,EAC marking requirements													
Force sensing (tool flange)	Force,x-y-z	Torque,x-y-z	Force,x-y-z	Torque,x-y-z	Force,x-y-z	Torque,x-y-z	Force,x-y-z	Torque,x-y-z	Force,x-y-z	Torque,x-y-z	Force,x-y-z	Torque,x-y-z	--	--
Torque sensor resolution	0.1N	0.02Nm	0.1N	0.02Nm	0.1N	0.02Nm	0.1N	0.02Nm	0.1N	0.02Nm	0.1N	0.02Nm	--	--
Adjustable range of Cartesian stiffness	0~6000N/m,0~1000Nm/rad		0~18000N/m,0~2500Nm/rad		0~18000N/m,0~2500Nm/rad		0~18000N/m,0~2500Nm/rad		0~18000N/m,0~2500Nm/rad		0~18000N/m,0~2500Nm/rad		--	--

Motion

Repeatability	±0.02 mm		±0.03 mm		±0.03 mm		±0.05 mm		±0.05 mm		±0.05 mm		±0.05 mm		±0.05 mm	
Motion joint	Working range	Maximum speed	Working range	Maximum speed	Working range	Maximum speed	Working range	Maximum speed	Working range	Maximum speed	Working range	Maximum speed	Working range	Maximum speed	Working range	Maximum speed
Axis 1	±360°	180°/s	±360°	120°/s	±360°	20°/s	±360°	120°/s	±360°	120°/s	±360°	120°/s	±360°	163°/s	±360°	163°/s
Axis 2	±360°	180°/s	±360°	120°/s	±360°	120°/s	±360°	120°/s	±360°	120°/s	±360°	120°/s	±360°	163°/s	±170°	163°/s
Axis 3	±360°	234°/s	±360°	180°/s	±165°	180°/s	±170°	120°/s	±170°	120°/s	±165°	120°/s	±168°	135°/s	±168°	135°/s
Axis 4	±360°	240°/s	±360°	234°/s	±360°	180°/s	±360°	180°/s	±360°	234°/s	±360°	234°/s	±360°	155°/s	±360°	155°/s
Axis 5	±360°	240°/s	±360°	240°/s	±360°	180°/s	±360°	234°/s	±360°	234°/s	±360°	234°/s	±360°	199°/s	±360°	199°/s
Axis 6	±360°	240°/s	±360°	240°/s	±360°	180°/s	±360°	234°/s	— —	— —	— —	— —	±360°	228°/s	±360°	228°/s
Maximum speed at tool end	≤3.2m/s		≤3.0m/s		≤3.0m/s		≤3.5m/s		≤3.5m/s		≤4.0m/s		≤6.0m/s		≤6.0m/s	

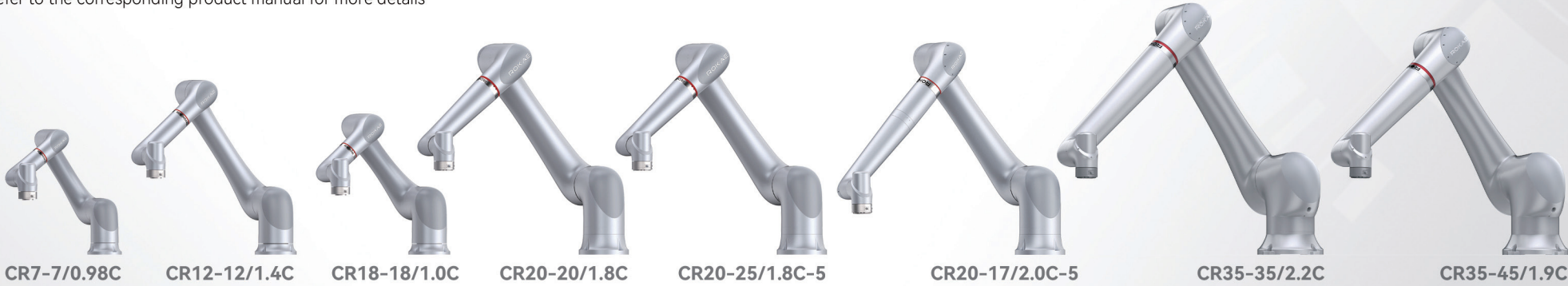
Considering the upgrade of the product, the actual parameters of the product shall be subject to the corresponding hardware installation manual

Physical properties

IP rating	IP67	IP67
ISO cleanroom class*	5	5
Noise	≤ 70 dB(A)	≤ 85 dB(A)
Operating ambient temperature	0°C~50°C	0°C~40°C
Humidity	≤ 93% RH (non-condensing)	≤ 93% RH (non-condensing)
Robot installation	At any angle	At any angle
Tool I/O ports	2 Digital outputs, 2 Digital inputs, 2 Analog inputs	2 Digital outputs, 2 Digital inputs, 2 Analog inputs
Tool communication interface	RS485(Alternative with two analog input pins, can not be used simultaneously)	RS485(Alternative with two analog input pins, can not be used simultaneously)
Tool I/O power supply	12V/24V 1A (rated)	12V/24V 1A (rated)

Note: If you have any questions about the status of product certification, please contact the manufacturer. Please refer to the corresponding product manual for more details

CR Series Specifications



Specifications	SR3-3/0.7C	SR5-5/0.9C
Payload	3 kg	5 kg
Reach	705 mm	919 mm
Weight	About 13.8 kg	About 16.5 kg
Degrees of freedom	6	6
MTBF	> 80,000 h	> 80,000 h
Power supply	48VDC	48VDC
Programming	Direct teaching control and graphical interface	Direct teaching control and graphical interface

Performance

Typical Power	160 w		225 w	
Safety	Over 21 adjustable safety features including collision detection, virtual walls, and collaboration mode.			
Certification	EN ISO 13849-1, EN ISO 10218-1/ PL d, Cat. 3; ISO 15066, and EU CE marking requirements, KCs marking requirements,EAC marking requirements			
Force sensing (tool flange)	Force, x-y-z	Torque, x-y-z	Force, x-y-z	Torque, x-y-z
Torque sensor resolution	0.1 N	0.02 Nm	0.1 N	0.02 Nm
Adjustable range of Cartesian stiffness	0~3,000 N/m, 0~300 Nm/rad		0~3,000 N/m, 0~300 Nm/rad	

Motion





Repeatability	±0.03 mm		±0.03 mm	
Motion joint	Working range	Maximum speed	Working range	Maximum speed
Axis 1	±360°	180°/s	±360°	180°/s
Axis 2	-155°~+140°	180°/s	-160°~+150°	180°/s
Axis 3	-175°~+135°	180°/s	-170°~+140°	180°/s
Axis 4	±360°	180°/s	±360°	180°/s
Axis 5	±360°	180°/s	±360°	180°/s
Axis 6	±360°	180°/s	±360°	180°/s
Maximum speed at tool end	≤ 1.5 m/s		≤ 2.0 m/s	

Considering the upgrade of the product, the actual parameters of the product shall be subject to the corresponding hardware installation manual

Physical properties

IP rating	IP54
ISO cleanroom class	5
Noise	≤ 70 dB(A)
Operating ambient temperature	0°C~50°C
Humidity	≤ 93% RH (non-condensing)
Robot installation	At any angle
Tool I/O ports	2 Digital outputs, 2 Digital inputs, 2 Analog inputs
Tool communication interface	One 100-megabit Ethernet port with RJ45 interface on the connection base
Tool I/O power supply	(1) 12V/24V 1A (2) 5V 1.5A

SR Series Specifications

- **Extreme Safety, Comprehensive Guarantee**
High-precision torque sensors in all joints enable ultra-sensitive force sensing,thus effectively avoiding accidental collisions and injuries and ensuring safe operation.
- **Lightweight & Flexible, Fashionable & Friendly**
The innovative design brings superb lightweight flexibility as well as user-friendly human-machine interaction, shattering stereotypes about robots.
- **Excellent Reliability, Solid Partner**
Industry-leading 80,000 hours of MTBF makes it an economical and solid partner
- **Higher ROI**
Flexible and easy to deploy, enabling rapid task switching, which shortens the payback period.



Controller

- Compact and lightweight design enables flexible deployment in confined spaces
- The maximum IP54 protection level of the cabinet can adapt more application
- Richer IO and communicaiton resoureces
- More flexible extensibility
- Build-in independent safety controller, PL d/Cat. 3 in accordance with ISO 13849-1:2015

Specifications

Name	xMate Control Cab (Abbreviated as MCC)	xMate Control Cab Mix (Abbreviated as MCCM)	LightCab
Applicable models	CR Series models below 35kg, SR Series	CR Series models 35kg and above	SR Series
IP rating	IP54	IP54	IP20
Operating ambient temperature	0°C~50°C	0°C~50°C	0°C~50°C
Humidity	≤93% RH (Non-condensing)	≤93% RH (Non-condensing)	≤93% RH (Non-condensing)
Input power	Single-phase 90V ~ 264VAC, 47-63Hz Single-phase 180V ~ 264VAC, 47-63Hz (CR20 Series)	110V~260V AC, 50~60Hz	48VDC
Dimensions	450 mm x 250 mm x 350 mm	480 mm × 325 mm × 360 mm	228.5 mm ×180 mm ×88 mm
Weight*	About 15 kg	About 15 kg	About 2.4 kg
User IO	16 inputs and 16 outputs (standard)	16 inputs and 16 outputs (standard)	4 Digital outputs, 4 Digital inputs
Communication	5 safety inputs, 4 safety outputs(all dual-redundant channels)	5 safety inputs, 4 safety outputs(all dual-redundant channels)	2 safety inputs, 1 safety outputs
Power output	RS232*1; Gigabit Ethernet RJ45*1;USB3.0*2; HDMI*1; EtherCAT*1	RS232*1; Gigabit Ethernet RJ45*1;USB3.0*2; HDMI*1; EtherCAT*1	2 channels Ethernet,Ethercet
Optional extension	General Digital I/O module; Analog I/O module; Incremental encoder signal acquisition module, etc.	General Digital I/O module; Analog I/O module; Incremental encoder signal acquisition module, etc.	General Digital I/O module; Analog I/O module; Incremental encoder signal acquisition module, etc.

* Note: There will be some differences in the weight of the control cabinet in different configurations.


Teach Pendant

- Modern ergonomic design for comfortable grip
- Large multi-touch high-definition LCD supporting zoom, swipe, and tap
- Hot-swapping, wired communication, and sharing between robots
- As light as 840g for easy teach programming
- Intuitive UI layout allowing quick start within 10 minutes

Specifications

Name	xPad2
Dimensions	290 mm×170 mm×80 mm
Weight	About 840g (excluding cables)
Cable length	5 m/7 m/15 m/22 m
Display	10.1-in LCD with a resolution of 1920×1200
IP rating	IP54

Controller Teach Pendant Specifications



Specifications	CR7-7/0.98	CR12-12/1.4	CR12-20/1.4	CR18-18/1.0	CR20-20/1.8	SR3-3/0.7	SR5-5/0.9
Payload	7 kg	12 kg	20kg	18 kg	20 kg	3 kg	5 kg
Reach	988 mm	1,434 mm	1,434 mm	1,062 mm	1,798 mm	705 mm	919 mm
Weight (including built-in controller)	About 27 kg	About 43 kg	About 41 kg	About 40 kg	About 75 kg	About 15 kg	About 17.5 kg
Degrees of freedom	6	6	6	6	6	6	6
MTBF	> 80000 h	> 80000 h	> 80,000 h	> 80000 h	> 80000 h	> 80000 h	> 80000 h
Power supply	Single-phase 90-264VAC , frequency 47-63Hz / 48VDC	Single-phase 90-264VAC , frequency 47-63Hz / 48VDC	Single-phase 90-264VAC , frequency 47-63Hz / 48VDC	Single-phase 90-264VAC , frequency 47-63Hz / 48VDC	Single-phase 180V ~ 264VAC , frequency 47-63Hz / 48VDC	90-264VAC , 47-63Hz/48VDC	90-264VAC , 47-63Hz/48VDC
Programming	Direct teaching control and graphical interface	Direct teaching control and graphical interface	Direct teaching control and graphical interface	Direct teaching control and graphical interface	Direct teaching control and graphical interface	Direct teaching control and graphical interface	Direct teaching control and graphical interface

Performance

Typical Power	300 w		500 w		500 w		600 w		1,000 w		160 w		225 w	
Safety	Over 21 adjustable safety features including collision detection, virtual walls, and collaboration mode.													
Certification	EN ISO 13849-1, EN ISO 10218-1/ PL d, Cat. 3; ISO 15066, and EU CE marking requirements,KCs marking requirements,EAC marking requirements													
Force sensing (tool flange)	Force, x-y-z	Torque, x-y-z	Force, x-y-z	Torque, x-y-z	Force, x-y-z	Torque, x-y-z	Force, x-y-z	Torque, x-y-z	Force, x-y-z	Torque, x-y-z	Force, x-y-z	Torque, x-y-z	Force, x-y-z	Torque, x-y-z
Torque sensor resolution	0.1N	0.02Nm	0.1N	0.02 Nm	0.1N	0.02 Nm	0.1N	0.02 Nm	0.1N	0.02 Nm	0.1N	0.02Nm	0.1N	0.02Nm
Adjustable range of Cartesian stiffness	0~6000N/m, 0~1000Nm/rad 0~18000N/m, 0~2500Nm/rad 0~18000N/m, 0~2500Nm/rad 0~18000N/m, 0~2500Nm/rad 0~18000N/m, 0~2500Nm/rad 0~3000N/m, 0~300Nm/rad 0~3000N/m, 0~300Nm/rad													


Motion

Repeatability	±0.02 mm		±0.03 mm		±0.05 mm		±0.03 mm		±0.05 mm		±0.03 mm		±0.03 mm	
Motion joint	Working range	Maximum speed	Working range	Maximum speed	Working range	Maximum speed	Working range	Maximum speed	Working range	Maximum speed	Working range	Maximum speed	Working range	Maximum speed
Axis 1	±360°	180°/s	±360°	120°/s	±360°	90°/s	±360°	120°/s	±360°	120°/s	±360°	180°/s	±360°	180°/s
Axis 2	±360°	180°/s	±170°	120°/s	±360°	90°/s	±170°	120°/s	±360°	120°/s	-135°~+130°	180°/s	-135°~+135°	180°/s
Axis 3	±360°	234°/s	±360°	180°/s	±360°	112°/s	±165°	180°/s	±170°	120°/s	-175°~+135°	180°/s	-170°~+140°	180°/s
Axis 4	±360°	240°/s	±360°	234°/s	±360°	146°/s	±360°	180°/s	±360°	180°/s	±360°	180°/s	±360°	180°/s
Axis 5	±360°	240°/s	±360°	240°/s	±360°	200°/s	±360°	180°/s	±360°	234°/s	±360°	180°/s	±360°	180°/s
Axis 6	±360°	240°/s	±360°	240°/s	±360°	200°/s	±360°	180°/s	±360°	234°/s	±360°	180°/s	±360°	180°/s
Maximum speed at tool end	≤3.2m/s		≤3.0m/s		≤3.0m/s		≤3.0m/s		≤3.5m/s		≤1.5m/s		≤2.0m/s	


Considering the upgrade of the product, the actual parameters of the product shall be subject to the corresponding hardware installation manual

Physical properties

IP rating	IP54				IP54			
ISO cleanroom class	5				5			
Noise	≤70 dB(A)				≤70 dB(A)			
Operating ambient temperature	0°C~50°C				0°C~50°C			
Humidity	≤ 93% RH (non-condensing)				≤ 93% RH (non-condensing)			
Robot installation	At any angle				At any angle			
Tool I/O ports	2 Digital outputs, 2 Digital inputs, 2 Analog inputs				2 Digital outputs, 2 Digital inputs, 2 Analog inputs			
Tool communication interface	RS485(Alternative with two analog input pins, can not be used simultaneously)				One 100-megabit Ethernet port with RJ45 interface on the connection base			
Tool I/O power supply	12V/24V 1A				(1) 12V/24V 1A (2) 5V 1.5A			




Robot-Integrated Controller
Product Series
Specifications



Robot-Integrated Controller

Controller	Built-in controller	
Applicable models*	Robot-Integrated Controller CR Series	Robot-Integrated Controller SR Series
Operator interface	Notebook/PAD/Drag Interactive Module	
Safety protection device	1 handheld enable / 1 handheld emergency stop	
Communication protocols	TCP/IP 1000Mbit, Modbus TCP, Profinet, Ethernet/IP, DeviceNet, CC-Link, CC-Link IE Field Basic	
External control interface	Highly dynamic external control; low-level force/position control; robot model library and API	
Input power	48VDC	
Base I/O ports	4 Digital outputs, 4 Digital inputs, 2 safety input, 1 safety output	
Base communication interface	1 channel Ethernet	2 channels Ethernet
Base output power supply	24V, 1.5A	24V, 1.5A

xMate Flexible Collaborative Robots
How do they change your industry?





Industry Applications

xMate flexible collaborative robots have found wide applications in automotive & parts, electronics and semiconductor, metal and plastic processing, research and education, business services, medical and other industries. They have played an important role in improving productivity and quality, enabling flexible production, and enhancing personnel safety.





xMate Flexible Collaborative Robots
Typical Applications




Screwdriving and deburring



Palletizing




Loading/Unloading, and Inspection



Welding




Healthcare & wellness



Screwdriving



Compliant assembly



Gluing

Typical application

xMate flexible collaborative robots can undertake a variety of tasks, including **compliant assembly**, **screw locking**, **inspection and measurement**, **handling**, **material removal**, **gluing**, **welding**, and **equipment care**, driving improved productivity and flexible automation for companies of all sizes.






Automotive & Parts

While the automotive and parts industry enjoys a high level of automation, its supply chain still has lots of room for growth. For example, the general assembly process is complex with flexible working procedures. Safer and more flexible collaborative robots can take the place of traditional industrial robots to cope with these complex processes and working conditions. They can add value at different stages of automotive manufacturing and boost overall productivity.



The automotive industry has rigorous standards and sophisticated systems, with quality and consistency in repetitive tasks being the top priority for customers. This makes cost-effective collaborative robots an ideal choice. xMate flexible collaborative robots feature easy installation and secondary deployment, and satisfy the automotive industry's needs for customization and rapid response to changing markets. The best-in-class safety ensures operation safety without sacrificing efficiency, making human-robot coexistence and collaboration a reality.



Advantages	Values for Customers
Ease of Use	A control-cabinet-less design is available, small footprint, and plug-and-play mechanical and electrical connectors mean easy and quick installation, which usually takes less than 10 minutes.
Extreme Safety	Ultrasensitive collision detection by torque sensors means no safety fence or grating is required.
Easy Programming	1N easy dragging and graphical programming interface allow users without programming experience to get started within an hour.
Compliant Force Control	Integrated joint force sensors eliminate the need for additional sensors, while the complete force control process kit greatly reduces the application extension cost.
Excellent Reliability	IP67 protection, 100+ design verification experiments, 20+ factory test items, and MTBF > 50,000 h.
Leading Performance	Cutting-edge motion control technologies enable the robot to perform repetitive tasks accurately and reliably. Product quality and consistency are enhanced as well.

Applications	Description
Bolt tightening at any angle	Equipped with a tightening gun, the robot tightens bolts at any angle and provides real-time visibility into the force/torque value.
Compliant Assembly	Space compliance allows the robot to assemble complex parts and prevent workpiece loss.
Deburring	Normal tracking and constant force control improve the quality and consistency of surface and edge deburring.
Loading and Unloading	Stable and flexible operation in tight spaces with no safety barriers required, making the robot ideal for tasks like loading and unloading spark plugs.
Gluing	Precise control over the gluing position and volume, e.g., on vehicle door frames and
Handling	End effectors ensure stable and flexible handling of workpieces in limited spaces, such as when loading and unloading vehicle dashboards.



Electronics and Semiconductor

The electronics (Computer, Communication, and Consumer Electronics) industry has gradually shifted from large-scale, mass production of standard products to customization and flexible manufacturing. The change in production mode has posed new requirements and challenges to automated production. As electronics products are diverse and the installation of traditional automation equipment is complex, it is difficult for the production line to adapt to new products, resulting in high secondary deployment costs. This makes rapid changeover nearly impossible.




In the fast-growing electronics industry, agility is the key for an enterprise to survive and succeed. Flexible collaborative robots can perform complex, dangerous, and highly repetitive tasks in a reliable and consistent way that human workers cannot, and enable them to focus on value-added tasks. Besides, the use of collaborative robots on production lines allows for easy and fast changeover, which translates to higher productivity.




TVs outbound communication testing



Mobile manipulator for loading and unloading



Case loading and unloading



Chip handling



PCB soldering loading/unloading




Earphone shell constant-force wiping

Advantages	Values for Customers
Ease of Use	A control-cabinet-less design is available, reduces the weight by 50% and enables fast cable change and redeployment, without affecting the production line.
Extreme Safety	More than 21 TÜV functional safety features, ensure the highest safety when the robot is working next to workers.
Easy Programming	Practical direct teaching control, graphical programming interface with flowcharts, and one-touch project import and export allow for fast change-over.
Leading Performance	Cutting-edge motion control technologies enable the robot to perform repetitive tasks accurately and continuously. Product quality and consistency are enhanced as well.
Excellent Reliability	IP67 protection, compact structure, maintenance-free design, and MTBF > 50,000 h.
Compliant Force Control	Integrated joint sensors eliminate the need for additional sensors, while the complete force control process kit greatly reduces the application extension cost.


Applications	Description
Gluing and Dispensing	Precise control over the dispensing volume delivers improved appearance and reduced consumption, e.g. for PCB dispensing.
Mobile Manipulator	The robot can be used with a mobile trolley to meet the safety requirements in open spaces. Cabinet-free design and low power consumption make the trolley last longer in a single run.
Testing	Space compliance allows the robot to deal with inconsistent incoming parts and eliminate the internal force, such as in the connector plugging test.
Inspection	Visual inspection system works with highly dynamic force control to quickly identify defective and faulty parts, enabling non-destructive inspection such as screen inspection.
Screw Locking	The automatic screw locking machine allows the robot to complete both 2D and 3D locking tasks and repeat the same action with the same precision and speed.
Compliant Assembly	The robot accurately performs complex, compliant assembly tasks in tight spaces and prevents workpiece loss.

Metal Fabrication


In the metal fabrication industry, tasks like machine tending loading and unloading, grinding, welding, and inspection are repetitive and demand high operator focus. Manual operations increase safety risks, reduce product consistency, and lower yields. Coupled with labor shortages, these challenges hinder growth, driving the need for automation.




ROKAE Flexible Collaborative Robots reduce deployment costs and shorten changeover times. They excel in welding, material handling, grinding, and machine tending, enhancing efficiency, ensuring consistency, and advancing the industry toward smarter, safer, and more efficient production.



Welding



Sandblasting loading/unloading




Handling/Loading and unloading



Machine tending loading/unloading



Metal grinding



Machine tending loading/unloading

Advantages	Values for Customers
Flexible Deployment	Quick changeovers and reconfiguration for adaptable production.
Easy Programming	1N direct teaching control and graphical programming for simple operation by non-specialists.
Enhanced Safety	SIL3-rated safety controller, dual-redundancy monitoring, and 21 safety functions.
Compliant Force Control	Integrated joint force sensors eliminate the need for additional sensors, while the complete force control process kit greatly reduces the application extension cost.
High Reliability	IP67 protection and over 100 design tests for robust performance in tough conditions.
Leading Performance	Cutting-edge motion control technologies enable the robot to perform repetitive tasks accurately and reliably. Product quality and consistency are enhanced as well.

Applications	Description
Welding	1N direct teaching control, graphical programming, and vibration-free operation, perfect for small-batch, multi-variety welding tasks.
Machine Tending	IP67 protection, excels in complex environments for efficient, high-quality results.
Grinding/Deburring	High-precision force sensing, no extra sensors needed, ensures efficient material removal.
Inspection	Visual inspection system works with highly dynamic force control to quickly identify defective and faulty parts, enabling non-destructive inspection such as screen inspection.